

60 Frame Plunger Pump

Forged Brass Model

6760

Stainless Steel Model

6761

Nickel Aluminum Bronze Model

6767

FEATURES

Superior Design

- Triplex plunger design gives smoother fluid flow.
- V-Packings are completely lubricated and cooled by the fluid being pumped.
- Inlet and discharge valve assemblies interchange for easier maintenance.
- Oil bath crankcase assures optimum lubrication.
- Close tolerance concentricity of the ceramic plunger maximizes seal life.

Quality Materials

- 304 or 316 stainless steel valves are heat treated and seats are roller burnished for a positive seal and extended valve life.
- Forged Brass, cast Nickel Aluminum Bronze or 316 Stainless Steel manifolds for strength and corrosion resistance.
- Special concentric, high density, polished, graphite impregnated, solid ceramic plungers are abrasion resistant and result in extended seal life.
- Specially formulated, CAT PUMP exclusive, V-Packings offer unmatched performance and seal life.
- Die cast aluminum crankcase provides high strength, minimum weight and precision tolerance control.
- Chrome-moly crankshaft gives unmatched strength and surface hardness.
- Oversized crankshaft bearings with greater loading capacity mean longer bearing life.

Easy Maintenance

- Wet-end is easily serviced without entering crankcase, requiring less time and effort.
- Valve assemblies are accessible without disturbing piping, for quick service.
- Preset packings mean no packing gland adjustment is necessary, reducing maintenance costs.

DETERMINING THE PUMP R.P.M. $\frac{\text{Rated G.P.M.}}{\text{Rated R.P.M.}} = \frac{\text{"Desired" G.P.M.}}{\text{"Desired" R.P.M.}}$

DETERMINING THE REQUIRED H.P. $\frac{\text{GPM} \times \text{PSI}}{1460} = \text{Electric Brake H. P. Required}$

DETERMINING MOTOR PULLEY SIZE $\frac{\text{Motor Pulley O.D.}}{\text{Pump R.P.M.}} = \frac{\text{Pump Pulley O.D.}}{\text{Motor R.P.M.}}$

Note: Consult engine manufacturer when using gas or diesel engine.

Refer to pump Service Manual for important Inlet Condition Check-List, Start-up Procedure, Tech Bulletins and Pump Maintenance information.

SPECIFICATIONS

U.S. Measure

Metric Measure

SPECIFICATIONS - 6760 ONLY

Flow75 GPM (284 L/M)
 Pressure Range.....100 to 1000 PSI (7 to 70 BAR)
 RPM630 RPM (630 RPM)

SPECIFICATIONS - 6761, 6767

Flow60 GPM (227 L/M)
 Pressure Range.....100 to 1200 PSI (7 to 85 BAR)
 RPM520 RPM (520 RPM)

ALTERNATE SPECIFICATIONS - 6761, 6767

Flow* 70 GPM (265 L/M)
 Pressure Range.....100 to 1000 PSI (7 to 70 BAR)
 RPM600 RPM (600 RPM)

COMMON SPECIFICATIONS

Inlet Pressure.....* Flooded to 50 PSI (Flooded to 3.5 BAR)
 Bore.....2.165" (55 mm)
 Stroke.....2.579" (65.5 mm)
 Crankcase Capacity.....10 Qts. (9.46 L)
 Max. Fluid Temperature.....140°F (60°C)
 Inlet Ports (2).....* 2" NPT (2" NPT)
 Outlet Ports (2)1-1/4" NPT (1-1/4" NPT)
 Shaft Diameter1.772" (45 mm)
 Weight.....335 lbs. (151.95 kg)
 Dimensions31.53" x 24.33" x 13.34" (801 x 618 x 339 mm)

* A 2-1/2" inlet line is recommended for alternate performance.

HORSEPOWER REQUIREMENTS

MODEL	FLOW		PRESSURE			RPM
			PSI 900	PSI 1000	PSI 1200	
	U.S. GPM	L/M	BAR 60	BAR 70	BAR 85	
6760	75	284	46.3	51.5	N/A	630
	70	265	43.2	48.1	N/A	588
6761	70	265	43.2	47.9	N/A	600
6767	60	230	37.1	41.2	49.4	520
	50	189	30.9	34.3	41.2	433

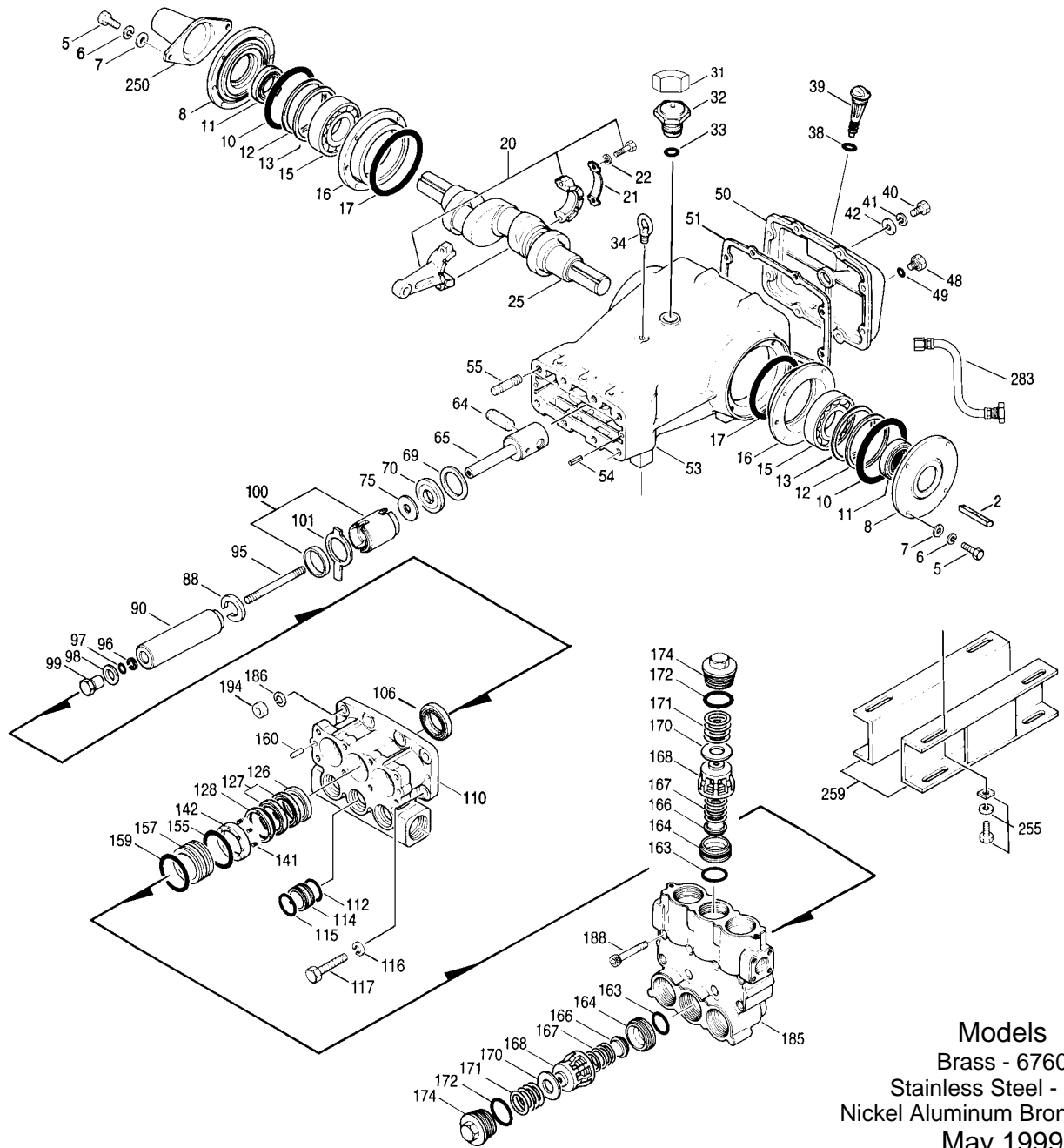
See complete Drive Packages [Incls: Pulleys, Belts, Hubs, Key] Tech Bulletin 03.

"Customer confidence is our greatest asset"

PARTS LIST

ITEM	6760	MATL	6761	MATL	6767	MATL	DESCRIPTION	QTY
2	43048	STL	43048	STL	43048	STL	Key (M14x9x90)	1
5	80296	STZP	89728	SS	89728	SS	Screw, HH (M10x40)	8
6	12503	STZP	15847	S	15847	S	Lockwasher, Split (M10)	8
7	12490	STZP	19934	SS	19934	SS	Washer, Flat (M10)	8
8	29443	AL	29443	AL	29443	AL	Cover, Bearing, Outer	2
10	29444	NBR	29444	NBR	29444	NBR	O-Ring, Bearing Case - 70	2
11	11443	NBR	11443	NBR	11443	NBR	Seal, Oil, Crankshaft - 70	2
12	43642	S	43642	S	43642	S	Washer, Shim (M120x0.3), Bearing, Inner	0-2
13	43643	S	43643	S	43643	S	Washer, Shim (M120x0.5), Bearing, Inner	0-2
15	29441	STL	29441	STL	29441	STL	Bearing, Roller	2
16	29442	STL	29442	STL	29442	STL	Cover, Bearing, Inner	2
17	29444	NBR	29444	NBR	29444	NBR	O-Ring, Bearing Case	2
20	115983	BBHS	115983	BBHS	115983	BBHS	Rod, Connecting	3
21	44941	STZP	44941	STZP	44941	STZP	Washer, Locking	3
22	43641	STL	43641	STL	43641	STL	Washer, Shim (M10.5x1.5)	6
25	29440	FCM	29440	FCM	29440	FCM	Crankshaft, Dual End	1
31	828710		828710		828710		Protector, Oil Cap	1
32	43211		43211		43211		Cap, Oil Filler	1
33	14177	NBR	14177	NBR	14177	NBR	O-Ring, Oil Filler Cap - 70	1
34	44319	STZP	44319	STZP	44319	STZP	Bolt, Eye (M12)	1
38	11338	NBR	11338	NBR	11338	NBR	O-Ring, Dip Stick - 70	1
39	27769	ABS	27769	ABS	27769	ABS	Stick, Dip	1
40	80288	STZP	89627	SS	89627	SS	Screw, HH (M10x30)	8
41	12503	STZP	15847	S	15847	S	Lockwasher, Split (M10)	8
42	12490	STZP	19934	SS	19934	SS	Washer, Flat (M10)	8
48	25625	STCP	25625	STCP	25625	STCP	Plug, Drain (1/4x11)	1
49	23170	NBR	23170	NBR	23170	NBR	O-Ring, Drain Plug - 70	1
50	29438	AL	29438	AL	29438	AL	Cover, Rear	1
51	29439	NBR	29439	NBR	29439	NBR	Gasket, Rear Cover	1
53	43284	AL	43284	AL	43284	AL	Crankcase w/Guide Pins	1
54	43282	S	43282	S	43282	S	Pin, Guide	2
55	85440	STZP	89615	S	89615	S	Stud (M16x40)	2
64	29481	S	29481	S	29481	S	Pin, Rist	3
65	‡ 45384	SSZZ	45384	SSZZ	45384	SSZZ	Rod, Plunger	3
69	29453	STZP	29453	STZP	29453	STZP	Washer, Oil Seal	3
70	29454	NBR	29454	NBR	29454	NBR	Seal, Oil - 80	3
75	44752	NBR	44752	NBR	44752	NBR	Slinger, Barrier	3
88	45677	SS	45677	SS	45677	SS	Washers, Keyhole (M14)	3
90	44749	CC	44749	CC	44749	CC	Plunger	3
95	89783	S	44748	SS	44748	SS	Stud, Plunger Retainer (M14x147)	3
96	20214	PTFE	20214	PTFE	20214	PTFE	Back-up-Ring, Plunger Retainer	3
97	17616	NBR	17616	NBR	17616	NBR	O-Ring, Plunger Retainer - 80	3
	11686	FPM	11686	FPM	11686	FPM	O-Ring, Plunger Retainer	3
98	44751	SS	44751	SS	44751	SS	Gasket, Plunger Retainer	3
99	45276	BB	44750	SS	44750	SS	Retainer, Plunger (M14)	3
100	44760	PVDF	44760	PVDF	44760	PVDF	Retainer, Seal, Rear	3
	44761	PVDF	44761	PVDF	44761	PVDF	Retainer, Seal, Adapter Front	3
101	44762		44762		44762		Wick, Long Tab (M55x185)	3
106	44757	NBR	44757	NBR	44757	NBR	Seal, LPS w/SS-Spg	3
	45882	FPM	45882	FPM	45882	FPM	Seal, LPS w/SS-Spg	3
110	48460	FBB	45769	SS	44754	NAB	Manifold, Inlet	1
112	18175	NBR	18175	NBR	18175	NBR	O-Ring, Spacer, Inner - 80	3
	13266	FPM	13266	FPM	13266	FPM	O-Ring, Spacer, Inner	3
114	45287	BB	44767	SS	44767	SS	Spacer, Inlet Manifold	3
115	18175	NBR	18175	NBR	18175	NBR	O-Ring, Spacer, Outer - 80	3
	13266	FPM	13266	FPM	13266	FPM	O-Ring, Spacer, Outer	3
116	12504	STZP	19086	S	19086	S	Lockwasher, Split (M16)	4
117	89972	STZP	89729	S	89729	S	Screw, HH (M16x55)	4
126	45283	BB	48392	D	48392	D	Adapter, Female	3
	—		45771	SS	45771	SS	Adapter, Female	3
127	44764	STG	44764	STG	44764	STG	V-Packing	6
128	45284	BB	45772	SS	45772	SS	Adapter, Male	3
141	44943	SS	44943	SS	44943	SS	Coil Spring, Spacer	24
142	48501	BB	45383	SS	45383	SS	Spacer w/Coil Springs	3
155	18178	NBR	18178	NBR	18178	NBR	O-Ring, Cylinder - 80	3
	13388	FPM	13388	FPM	13388	FPM	O-Ring, Cylinder	3
157	45285	BB	45321	SS	45321	SS	Cylinder, V-Packing	3
159	18178	NBR	18178	NBR	18178	NBR	O-Ring, Cylinder - 80	3
	13388	FPM	13388	FPM	13388	FPM	O-Ring, Cylinder	3
160	44756	SS	44756	SS	44756	SS	Pin, Guide	2
163	18176	NBR	18176	NBR	18176	NBR	O-Ring, Seat - 80	6
	13278	FPM	13278	FPM	13278	FPM	O-Ring, Seat	6
164	‡ 44772	SS	44772	SS	44772	SS	Seat	6
166	‡ 44774	SS	44774	SS	44774	SS	Valve	6
167	44773	SS	44773	SS	44773	SS	Spring	6
168	44775	PVDF	44775	PVDF	44775	PVDF	Retainer, Spring	6
170	‡ 44776	SS	44776	SS	44776	SS	Washer, Retainer	6
171	44780	SS	44780	SS	44780	SS	Spring, Coil, Retainer	6
172	18177	NBR	18177	NBR	18177	NBR	O-Ring, Valve Plug - 80	6
	13279	FPM	13279	FPM	13279	FPM	O-Ring, Valve Plug	6
174	48462	BB	48428	SS	44778	NAB	Plug, Valve (M70)	1
185	48461	FBB	45774	SS	44769	NAB	Manifold, Discharge	1
186	12504	STZP	19086	S	19086	S	Lockwasher, Split (M16)	2
188	89695	STZP	89694	S	89694	S	Screw, HSH (M16x110)	8
194	81081	STZP	81291	S	81291	S	Nut, Hex (M16)	2

EXPLODED VIEW



Models
 Brass - 6760
 Stainless Steel - 6761
 Nickel Aluminum Bronze - 6767
 May 1999

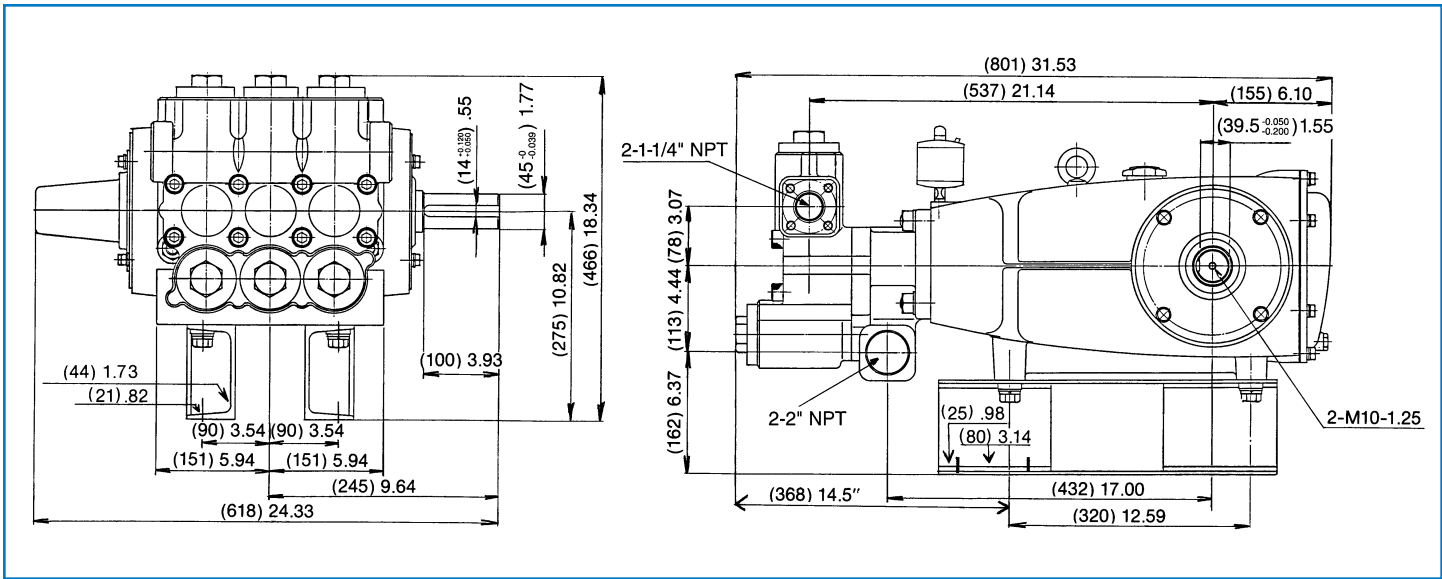
	6760	MATL	6761	MATL	6767	MATL		
● 250	29445	AL	29445	AL	29445	AL	Protector, Shaft	1 ●
● 255	33243		33243		33243		Kit, Mount (Included w/Pump)	1 ●
● 259	29477	STZP	29477	STZP	29477	STZP	Rail (Included w/Pump) (Two per pump required)	2 ●
275	30636		30636		30636		Hub & Key [See complete Drive Packages, Tech Bulletin 03]	1
● 279	30429	STZP	30429	STZP	30429	STZP	Oiler (10 oz.)	3 ●
281	30969		30969		30969		Oiler, Glass (10 oz.)	3
282	10070		10070		10070		Gasket, Oiler	3
● 283	34334		34334		34334		Kit, Oil Drain	1 ●
290	6108		6108		6108		Gasket, Liquid (0.5 oz.)	1
● 299	—	BB	816667	SS	814820	NAB	Head, Complete	1 ●
300	34091	NBR	34091	NBR	34091	NBR	Kit, Seal (Incls: 97,106,112,115,127,155,159)	1
	34093	FPM	34093	FPM	34093	FPM	Kit, Seal (Incls: 97,106,112,115,127,155,159)	1
310	‡ 34092	NBR	‡ 34092	NBR	‡ 34092	NBR	Kit, Valve (Incls: 163,164,166,167,168,170,172)	2
	31273	FPM	31273	FPM	31273	FPM	Kit, Valve (Incls: 163,164,166,167,168,170,172)	2
—	88902	STZP	88902	STZP	88902	STZP	Stud (M16x277) (For removing D.M., I.M.)	2
● —	—	—	—	—	—	—	C.A.T. (For R.O. or Industrial Applications)	1 ●
● —	—	—	—	—	—	—	Adapters (2 per C.A.T.) (See Data Sheet for complete selection)	2 ●
—	6565.5		6565.5		6565.5		Plunger Pump Service Video, Section V	1

● Industrial discount. **Bold print part numbers are unique to a particular pump model.** *Italics are optional items.*

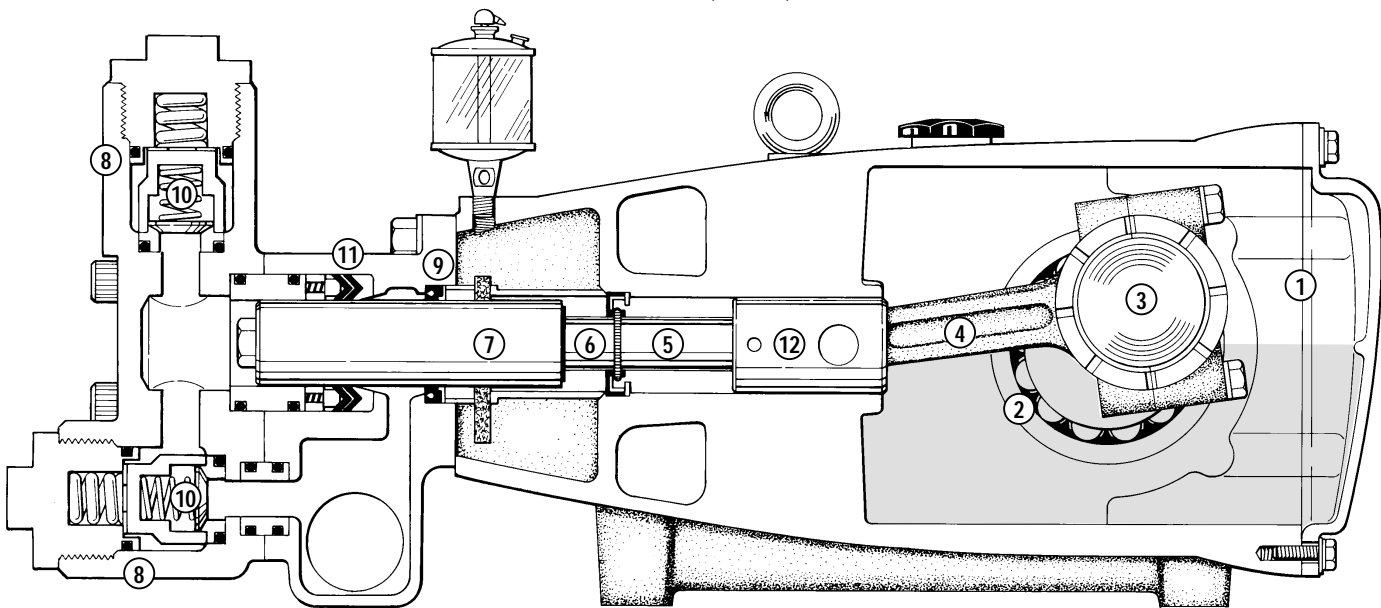
C.A.T. highly recommended for pressurized inlet, R.O. and Industrial applications. See Tech Bulletins 03, 24, 36, 43, 52, 53, 54, 64, 74 and 77 for additional information.

‡ Production parts 304SS, replacement parts are 316SS.

MATERIAL CODES (Not Part of Part Number): ABS=ABS Plastic AL=Aluminum BB=Brass BBHS=Brass/High Strength CC=Ceramic D=Delryn® FBB=Forged Brass FCM=Forged Chrome-moly FPM=Fluorocarbon (Viton®) NAB=Nickel Aluminum Bronze NBR=Medium Nitrile (Buna-N) PTFE=Polytetrafluoroethylene (Teflon®) PVDF=Fluoroplastic (High Strength) S=304SS SS=316SS SSZZ=316SS/Zamak STCP=Steel/Chrome Plated STG=Special Blend (Teflon®)-White STL=Steel STZP=Steel/Zinc Plated



Models 6760, 6761, 6767



- | | | |
|--|---|---|
| <p>1 Die cast aluminum crankcase means high strength, lightweight, and excellent tolerance control.</p> <p>2 Oversized crankshaft bearings provide extended bearing life and pump performance.</p> <p>3 Chrome-moly crankshaft provides unmatched strength and surface hardness for long life.</p> <p>4 Matched oversized connecting rods are made of Zamak, a material noted for strength and superior bearing quality.</p> | <p>5 The plunger rods are high tensile strength stainless steel with Zamak crossheads.</p> <p>6 The stainless steel slinger provides back-up protection for the crankcase seal, keeping pumped fluids out of the crankcase.</p> <p>7 Special concentric, high density, polished, graphite impregnated, solid ceramic plungers are abrasion resistant and result in extended seal life.</p> <p>8 Manifolds are a high tensile strength forged brass, nickel aluminum bronze or stainless steel for long term, continuous duty.</p> | <p>9 100% wet seal design adds to service life by allowing pumped fluids to cool and lubricate on both sides.</p> <p>10 Stainless steel valves, seats and springs provide corrosion-resistance, positive seating and long life.</p> <p>11 Specially formulated, CAT PUMP exclusive, V-Packings offer unmatched performance and seal life.</p> <p>12 Crossheads are 360° supported for uncompromising alignment.</p> |
|--|---|---|

Products described hereon are covered by one or more of the following U.S. patents 3558244, 3652188, 3809508, 3920356, 3930756 and 5035580

May 1999 4942

World Headquarters

CAT PUMPS

1681 - 94th Lane N.E. Minneapolis, MN 55449-4324

Phone (612) 780-5440 — FAX (612) 780-2958

e-mail: sales@catpumps.com

www.catpumps.com

International Inquiries

FAX (612) 785-4329

e-mail: intlsales@catpumps.com



The Pump with "Nine Lives"

CAT PUMPS (U.K.) LTD.

1 Fleet Business Park, Sandy Lane, Church Crookham, Fleet

Hampshire GU13 0BF, England

Phone Fleet 44 1252-622031 — Fax 44 1252-626655

N.V. CAT PUMPS INTERNATIONAL S.A.

Heiveldekens 6A, 2550 Kontich, Belgium

Phone 32-3-450.71.50 — Fax 32-3-450.71.51

e-mail: cpi@catpumps.be

CAT PUMPS DEUTSCHLAND GmbH

Buchwiese 2, D-65510 Idstein, Germany

Phone 49 6126-93030 — Fax 49 6126-930333

e-mail: catpumps@t-online.de www.catpumps.de